

Made in Europe



product guarantee¹

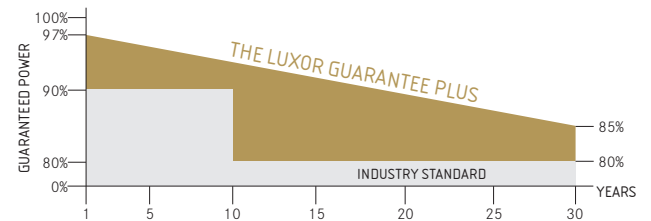


linear performance guarantee¹



SECURE LINE P60/250 – 270 W

Glass-Glass module family
Transparent Edition



Longlife tested



Power proofed



Safety provided



Selection of components




Back glass




Edge-Sealing



Performance surplus of 0 Wp to 6.49 Wp



Higher heat dispensing



Wider light spectrum absorbed



100% PID free cells



Special packing to avoid micro cracks in the cells



German warrantor

The 60-cell Glass-Glass Edition is the first choice for safety-conscious system owners. Secure stands for outstanding lifespan and a groundbreaking quality standard on components and manufacturing technology. Glass sheets on front and back side guarantee highest durability, mechanical stability as well as fire safety. As special edge sealing of the laminate used in automotive manufacturing provides for absolute protection from humidity and other harmful environmental influences. The use of PVA rather than EVA as encapsulant

allows for a higher transmission factor as well as 100% protection against PID. High quality solar cell with an efficiency up to 20.6% at the best possible low light behaviour ensure the best energy output. And this at plus tolerances of 0 Wp to 6.49 Wp. The Glass-Glass panel is the best possible solution when it comes to extraordinary lifespan, reliability and durability. This is reflected by a surpassing 30-year warranty on workmanship and power.

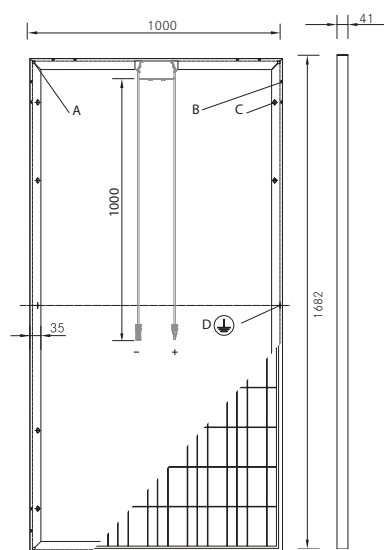
SECURE LINE P60/250 - 270W



Glass-Glass module family

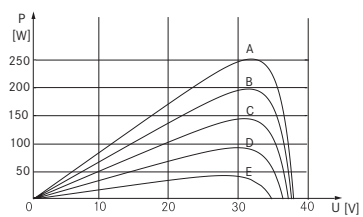
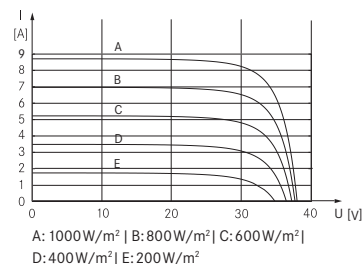
Electrical data	LX-250P	LX-260P	LX-270P
Rated power P _{mpp} [Wp]	250.00	260.00	270.00
P _{mpp} range from	250.00	260.00	270.00
P _{mpp} range to	256.49	266.49	276.49
Rated current I _{mpp} [A]	8.30	8.62	8.95
Rated voltage V _{mpp} [V]	30.07	30.14	30.19
Short-circuit current I _{sc} [A]	8.87	9.21	9.50
Open-circuit voltage U _{oc} [V]	37.57	37.66	37.88
Efficiency at STC	15.08%	15.68%	16.29%
NOCT [°C]	43.6°C	43.6°C	43.6°C

Back view/ Front view/ Side view³

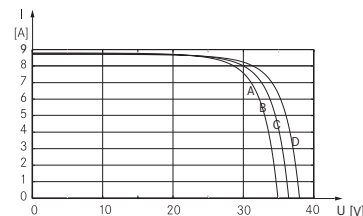


- A: 4 x drainage 10*10 mm
- B: 8 x ventilation aperture 3*7 mm
- C: 8 x mounting hole⁴ d = 7 mm
- D: 2 x earthing d = 2 mm

Characteristics⁵



A: 1000 W/m² | B: 800 W/m² | C: 600 W/m² | D: 400 W/m² | E: 200 W/m²



A: 65 °C | B: 45 °C | C: 25 °C | D: 5 °C

Guidelines: 2006/95/EG-2006/95/EC, 89/336/EWG-89/336/EEC, 93/68/EWG-93/68/EEC

Specification as per STC (Standard test conditions): irradiance 1000 W/m² | module temperature 25°C | AM = 1,5
NOCT (nominal operating cell temperature): irradiance 800 W/m² | wind speed 1 m/sec | temperature 20°C | AM = 1,5

Limiting values	LX-250P / LX-260P / LX-270P
Max. system voltage [V]	1000 V
Max. return current [I]	15 A
Temperature range	-40 to 85°C
Snow-load zone ²	approval up to SLZ 3 (according to DIN 1055)
Max. pressure load (static)	5400 Pa

Temperature coefficient	LX-250P / LX-260P / LX-270P
Temperature coefficient [V] [I] [P]	-0.34% /°C 0.05% /°C -0.42% /°C

Specifications	LX-250P / LX-260P / LX-270P
Number of cells (matrix)	6 x 10, three strings in a row
Cell size	156 mm x 156 mm
Module dimensions (L x W x H) ² Weight	1682 mm x 1000 mm x 41 mm 23.0 kg
Front-side glass	2.1 mm hardened solar glass with low iron content; DIN 12150
Back-side glass	2.1 mm hardened solar glass with low iron content; DIN 12150
Frame	stable, anodised aluminium frame in a hollow-section design, black
Socket	plastic (PPO), Huber & Suhner, IP67, strain-relieved
Diodes	3 Schottky Diodes 15A/45V
Cable	4 mm ² solar cable, cable length 1.0 m
Plug-in connection	high-quality plug-in system, (IP65) MC4 or equivalent
Hail test (max. hailstorm)	∅ 45 mm impact velocity 23 m/s
Resistance	Ammonium and Saltmist

Packing	LX-250P / LX-260P / LX-270P
Packing unit	17 modules 44 PU/Truck 13.6 LM
Dimensions (L x W x H) Weight	181 cm x 80 cm x 120 cm 415kg gross

The specifications and average values can vary slightly. What is important is the corresponding data of the individual measurement. Specifications are subject to change without notice. Measurement tolerance: rated power +/- 3%, other values +/- 10%, all information in this data sheet corresponds to DIN 50380. A potential light-induced degradation of the power after commissioning is not considered here, other information can be found in the installation guidelines.

1 The specific warranty conditions are given under www.luxor-solar.com/download.htm

2 For standing installation

3 Tolerance L/W = +/- 3 mm, H = the dimensions given in the order confirmation will be decisive

4 Location on request

5 exemplary for LX-250M SecureLine

Luxor, your specialised company



The validity of the certificates/listings for a specific country has to be examined under:
www.luxor-solar.com/download.htm