


SolarEdge Modbus Meter

SE-WNC-3Y400-MB-K1



Modbus Meter for SolarEdge Installations

- High accuracy meter readings (up to 0.5%) for production/consumption readings
- Supplies meter readings to the inverter for Feed-in Limitation
- Small and easy to install - fits in standard electrical panel
- Supports residential, commercial and utility-size installations



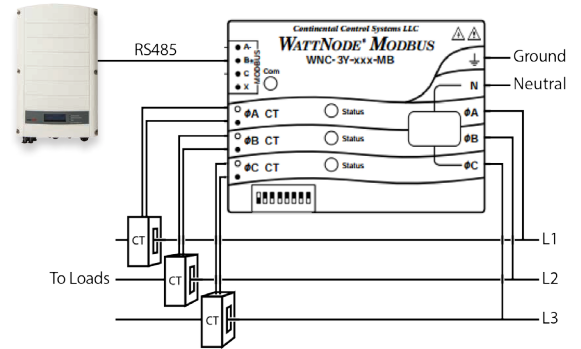
SolarEdge Modbus Meter

SE-WNC-3Y400-MB-K1

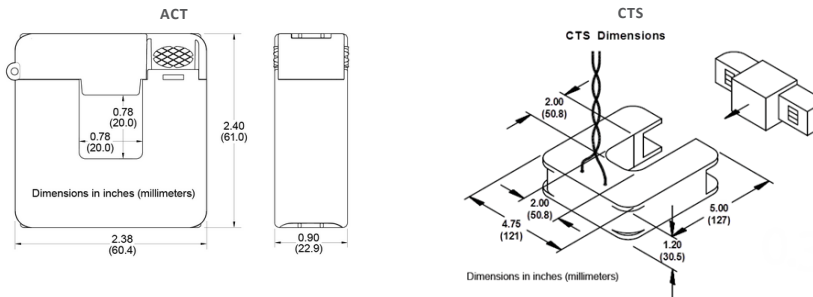
When ordering a meter, order current transformers as well:

CURRENT TRANSFORMER MODELS(*)	RATED RMS CURRENT	DIMENSIONS (INTERNAL/ EXTERNAL)
SE-ACT-0750-50	50 A	20 x 20 mm / 61 x 60.4 mm
SE-ACT-0750-100	100 A	
SE-ACT-0750-250	250 A	
SE-CTS-2000-1000	1000 A	50.8 x 50.8 mm / 121 x 127 mm

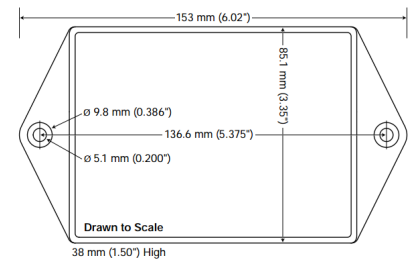
* One current transformer per phase; for other ratings contact SolarEdge



Current Transformer Dimensions



Meter Dimensions



	SE-WNC-3Y400-MB-K1	UNITS
ELECTRICAL SERVICE		
Operating Voltage Range - Line to Neutral / Line to Line	184-264.5 / 320-460	Vac
AC Frequency	50/60	Hz
Grids Supported - Single Phase ; Three Phase*	L / N / PE ; L1 / L2 / L3 / N / PE	
Power Consumption (typ.)	1.8	W
COMMUNICATION		
Supported Communication Interfaces	RS485	
Response time	≤1**	sec
ACCURACY (@25°C, PF:0.7- 1)***		
1% - 100% of Rated CT Current	±1.5	%
STANDARD COMPLIANCE		
Safety	IEC 61010-1	
Immunity	EN 61326, EN 61000-4-2, EN 61000-4-3, EN 61000-4-4, EN 61000-4-5, EN 61000-4-6, EN 61000-4-11	
Emissions	EN 55022 Class B	
INSTALLATION SPECIFICATIONS		
Dimensions (HxWxD)	85 x 153 x 38	mm
Weight	310	gm
Enclosure type	High impact, ABS and/or ABS/PC plastic UL 94V-0, IEC FV-0	
Operating Temperature Range	-30 to 55	°C
Relative Humidity (noncondensing)	5 - 90	%
Protection Rating	Indoor (Outdoor when installed in an IP66 / NEME3R/4 enclosure)	
Mounting Type	DIN Rail / Wall mount	

The warranty and service for this product is provided directly by Continental Control Systems; for more details, please see http://www.ccontrols.com/w/WattNode_Modbus

* PE (Protective Earth) connection is not required for meter operation

** When meter is connected at grid connection point, and when RS485 is used for multiple inverters

*** Using ACT-0750 CT models

